



Fly care lifts

Quality in Motion



www.flycarelifts.com

About Us

Incorporated in the year 2013, Fly Care Lifts are engaged in trading and supplying a large range of passenger Elevator, Home Elevator, Hydraulic Elevator, MRL&Gareless, Capsule Elevator, Hospitals, Dumb-Waiter Elevator, Automobile Lift, Automatic Elevator And Goods. We also provide Elevator Installation Services and Lift Services to the customers. We are a Sole Proprietorship (Individual) based firm which is known for their high grade quality and effectiveness. The products of our company are highly demanded by the customers for their long lasting life, reliability, sturdiness and many more. These products are available as per the industry standards and at industry leading prices. The offered products are source from leading vendors of the market and used in various places. The products we offer to the customers are made at our vendor's end from best quality material

Under the guidance of Mr. T. Saidi Reddy (Director), we are able to touch the pinnacle of success and also able to satisfy needs of customers. His expert advice, experience and skills help the team.



We come up with advanced range of Home Elevator, which is especially designed to meet the home needs. These are checked on different parameters defined in varied quality standards. Our collection requires less maintenance

We are offering Hydraulic Elevators that are better suited for taller buildings as they are capable of much greater speeds and heights. Our range of Hydraulic Elevators are widely acclaimed for optimum performance.



Our Elevators




passengers



Home



Hydraulic



MRL&Gearless




Capsule




Hospitals



Dumb-Waiter



Automobile Lift




Goods

Standard Cabin Designs



Compact Machine Unit




Geared Compact Machine

Features:


1. Static Load (Kg) = 7000v
2. Gear Ratio = 1/46 , 2/57
3. Power Range (Kw) (4 Pole) = 11.20 , 14.50
4. Power Range (Kw) (6 Pole) = 11.20 , 14.50
5. Brake Voltage (D.C) = 48 , 60 , 110 , 220
6. Oil Capacity (Ltr) = 8.0
7. Sheave Range (mm) = 460 , 510 , 530 , 560

Features:

1. Static Load (Kg) = 3000
2. Gear Ratio = 1/41
3. Power Range (Kw) (4 Pole) = 4.5
4. Power Range (Kw) (6 Pole) = 3.0 , 3.7 , 4.5
5. Brake Voltage (D.C) = 48 , 60 , 110 , 220
6. Oil Capacity (Ltr) = 3.0
7. Sheave Range (mm) = 460 , 510 , 530 , 560



Geared Compact Machine



Gearless Compact Machine

Technical Specification:

1. Duty Load (Kg) = 270 to 400
2. Speed (m/sec) = 0.32 to 0.50
3. Static Load (Kg) = 1000
4. Sheave Diameter (mm) = 160 , 200
5. Power (Kw) = 0.75, 1.5
6. Roping = 2:1
7. Weight of Machine (Kg) = 90
(Without Bed Plate)*

Technical Specification:

1. Duty Load (Kg) = 408 to 800
2. Speed (m/sec) = 0.65 to 1.60
3. Static Load (Kg) = 1700
4. Sheave Diameter (mm) = 200 , 240 , 270 , 320
5. Power (Kw) = 7.3
6. Roping = 2:1
7. Weight of Machine (Kg) = 195*



Gearless Compact Machine

Car Operating Panel With Floor Indication



Controllers With V3F Drives



All Types of Doors



Automatic Glass Door
with Stainless Cabin



Automatic Door
With steel Painted Cabin



Stainless steel & Metallic
Painted Cabin



Collapsible Gate
With Frame



Swing Door With Frame
Ms Power Coted



Telescopic Door with Frame
MS power Coted



Ms power Coted
Multi Colour Cabin



Imperforated Gate



Automatic Door



Address

15-25, P&T Colony,
Dilsukhnagar,
Hyderabad-500060.
Phone:+91- 9246466000

Email:info@flycarelifts.com

www.flycarelifts.com